

You can view your portfolio page by going to the Game play menu and selecting Portfolio.

## Portfolio summary

The portfolio summary gives you an overview of your portfolio including cash, shares and total portfolio value. You can also see the daily change of your portfolio and what your overall ranking is.

Summary <span>Refresh</span>	
Cash *	\$49,263.00
Shares *	\$680.00
Total portfolio value *	\$49,943.00
Daily change	0.000%

\* Live during market hours

**Tip:** If you select 'Overall rank' this will take you to the Rankings page.



## Holdings

The Holdings section shows the stocks that you presently own in the Game – including the original buy price, the last price and the market value. You can also see whether the stocks you own are showing a profit or loss.

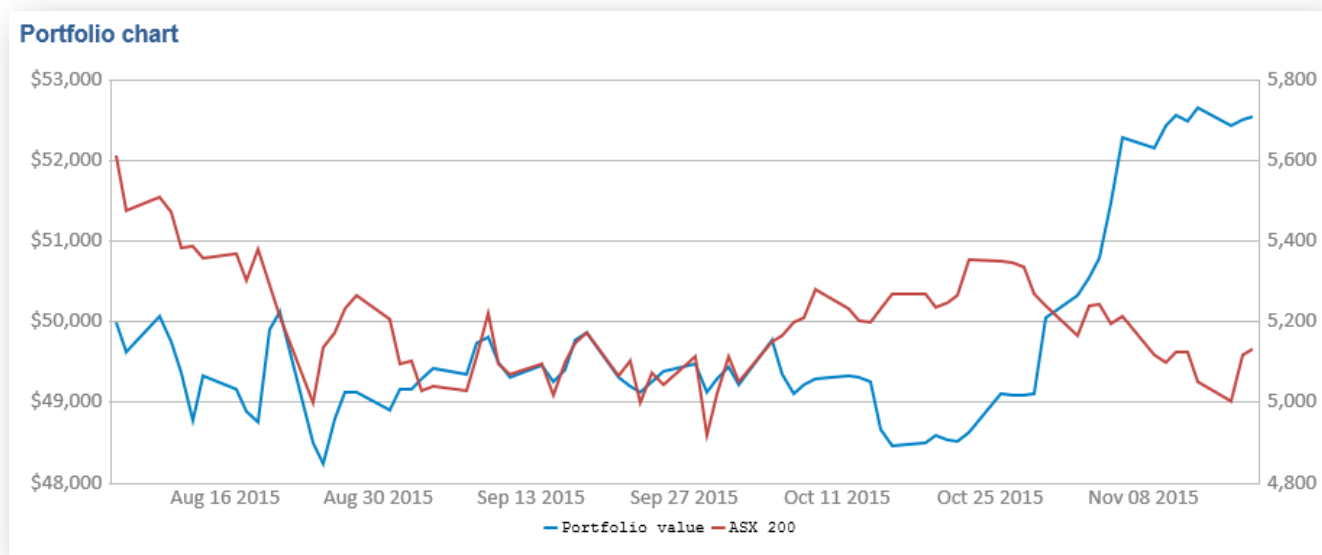
Holdings							
Click on a code to view the company details.							
Code	Holding	Buy price (Avg) ↕	Last price	Market value	Profit / loss ↕	Actions	
BHP	100	\$37.78	\$38.075	\$3,807.50	↑ \$29.50	Buy	Sell
BRU	1,000	\$0.705	\$0.70	\$700.00	↓ -\$5.00	Buy	Sell

**Tip:** The value of your portfolio, the value of individual share holdings, last prices, as well as profits and losses are live during market hours.

In your holdings section you can also do the following:

- 1) Add a stock to your watchlist by selecting the  button.
- 2) Remove a stock from your watchlist by selecting the  button.
- 3) If you want to buy or sell shares in a company you can select the buy or sell button and this will take you to the Place an order page.
- 4) To view the details of a specific company, click on the ASX code and this will take you to the Company details page.

### Game performance chart



On this page, there is also a chart of your Game performance.